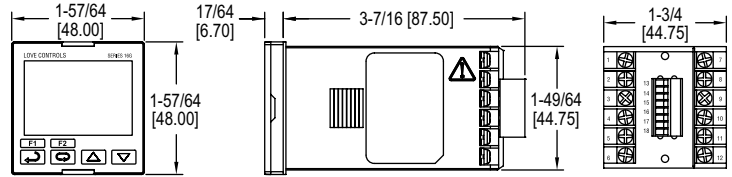


# TEMPERATURE/PROCESS LOOP CONTROLLERS

Universal Input, Dual Output, On/Off PID or FUZZY Logic Output Control



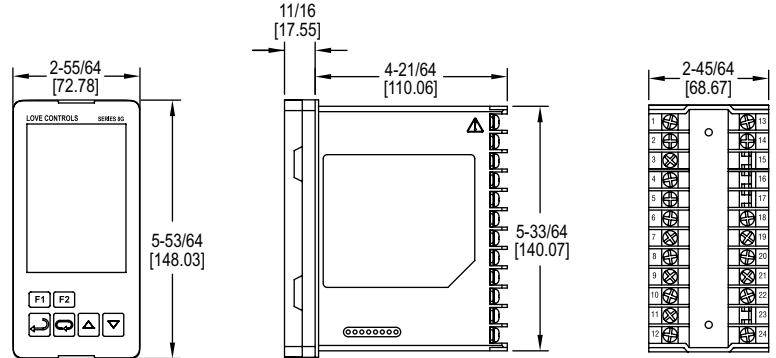
16G



16G



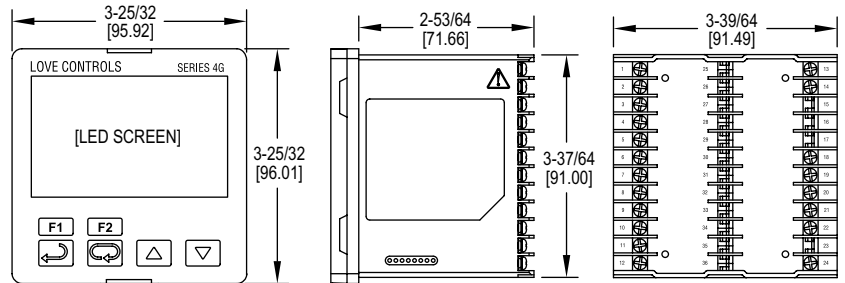
8G



8G



4G



4G

The Series 16G, 8G, & 4G Temperature/Process Loop Controllers allow for monitoring and control of temperature or process conditions. The controller features two independent control outputs for dual loop control using on/off, auto-tune or self-tune PID, fuzzy logic, or manual control methods. RS-485 interface is included with Modbus® communication protocol, for easy bench-top configuration or integration with a PLC or data control system.

## FEATURES/BENEFITS

- On/off, PID, fuzzy logic, or manual output control
- Constant, sloped, program (ramp/soak), or remote set point control
- 2 primary control outputs, 2 secondary/alarm relay outputs, and RS-485 standard on all models
- Remote set point, input retransmission, or event input functions available with optional hardware

## APPLICATIONS

- Oven control
- Packaging equipment
- Parts washers

## SPECIFICATIONS

- Inputs:** Thermocouple, RTD, DC voltages or DC current.  
**Display:** Process value: 4 digit, 0.47" H (12mm), orange LCD; Set point value: 4 digit, 0.47" H (12mm), green LCD.  
**Accuracy:** ± 1.8°F plus ±0.3% of span (±1°C plus ±0.3% of span) at 77°F (25°C) after 20 minutes warm up.  
**Power Requirements:** 100-240 VAC -20/+8%, 50/60 Hz; Optional 24 VDC, ±10%.  
**Power Consumption:** 5 VA max.  
**Operating Temperature:** 32 to 122°F (0 to 50°C).  
**Storage Temperature:** -42 to 150°F (-20 to 65°C).  
**Memory Backup:** Nonvolatile memory.  
**Control Output Ratings:** Relay: SPST, 5 A @ 250 VAC resistive; Voltage pulse: 12 V (max. 40 mA); Current: 4-20 mA; Linear voltage: 0-10 V.  
**Alarm Relay Ratings:** 3 A @ 250 VAC resistive.  
**Communication:** RS-485 Modbus® ASCII/RTU communication protocol.  
**Weight:** 9 oz (255g).  
**Front Panel Rating:** IP66.  
**Agency Approvals:** CE, cULus.

# TEMPERATURE/PROCESS LOOP CONTROLLERS

Universal Input, Dual Output, On/Off PID or FUZZY Logic Output Control

MODEL CHART - 16G				
Model	Output 1	Output 2	Option 1	Option 2
16G-23-11	Voltage pulse	Relay	Event	Event
16G-23-31	Voltage pulse	Relay	Input retrans.	Event
16G-23-32	Voltage pulse	Relay	Input retrans.	Remote SP
16G-33-11	Relay	Relay	Event	Event
16G-33-31	Relay	Relay	Input retrans.	Event
16G-33-32	Relay	Relay	Input retrans.	Remote SP
16G-53-11	Current	Relay	Event	Event
16G-53-31	Current	Relay	Input retrans.	Event
16G-53-32	Current	Relay	Input retrans.	Remote SP
16G-63-11	Linear voltage	Relay	Event	Event
16G-63-31	Linear voltage	Relay	Input retrans.	Event
16G-63-32	Linear voltage	Relay	Input retrans.	Remote SP

MODEL CHART - 8G				
Model	Output 1	Output 2	Option 1	Option 2
8G-23-31	Voltage pulse	Relay	Input retrans.	Event
8G-23-32	Voltage pulse	Relay	Input retrans.	Remote SP
8G-33-31	Relay	Relay	Input retrans.	Event
8G-33-32	Relay	Relay	Input retrans.	Remote SP
8G-53-31	Current	Relay	Input retrans.	Event
8G-53-32	Current	Relay	Input retrans.	Remote SP

MODEL CHART - 4G				
Model	Output 1	Output 2	Option 1	Option 2
4G-23-11	Voltage pulse	Relay	Event	Event
4G-23-32	Voltage pulse	Relay	Input retrans.	Remote SP
4G-33-11	Relay	Relay	Event	Event
4G-33-31	Relay	Relay	Input retrans.	Event
4G-33-32	Relay	Relay	Input retrans.	Remote SP
4G-53-11	Current	Relay	Event	Event
4G-53-31	Current	Relay	Input retrans.	Event
4G-53-32	Current	Relay	Input retrans.	Remote SP
4G-63-11	Linear voltage	Relay	Event	Event
4G-63-31	Linear voltage	Relay	Input retrans.	Event
4G-63-32	Linear voltage	Relay	Input retrans.	Remote SP

**Application Note:**

When using a relay output to operate a contactor or solenoid an R/C snubber should be installed across the coil to prevent damage to the controller relays.

INPUT RANGES	
Input Types	Range
K Type TC	-328 to 2372°F (-200 to 1300°C)
J Type TC	-148 to 2192°F (-100 to 1200°C)
T Type TC	-328 to 752°F (-200 to 400°C)
E Type TC	32 to 1112°F (0 to 600°C)
N Type TC	-328 to 2372°F (-200 to 1300°C)
R Type TC	32 to 3092°F (0 to 1700°C)
S Type TC	32 to 3092°F (0 to 1700°C)
B Type TC	212 to 3272°F (100 to 1800°C)
L Type TC	-328 to 1562°F (-200 to 850°C)
U Type TC	-328 to 932°F (-200 to 500°C)
TXK Type TC	-328 to 1472 °F (-200 to 800 °C)
JPt 100 RTD	-4 to 752 °F (-20 to 400 °C)
Pt 100 RTD	-328 to 1562 °F (-200 to 850 °C)
Ni 120 RTD	-112 to 572 °F (-80 to 300 °C)
Cu 50 RTD	-58 to 302 °F (-50 to 150 °C)
0-5 V	-999 to 9999
0-10 V	-999 to 9999
0-20 mA*	-999 to 9999
4-20 mA*	-999 to 9999
0-50 mV	-999 to 9999

\*Requires 250 Ω precision resistor across input terminals

ACCESSORIES	
Model	Description
MN-1	Mini-Node™ RS-485 to USB Converter
SCD-SW	Configuration software
A-277	250 Ω precision resistor
A-600	R/C snubber
A-900	Weatherproof front mount enclosure
A-901	Weatherproof internal mount enclosure with window



A-600



MN-1



A-900



A-901